

# Quick Reference Cards / Check List Of All The Elementary Tajweed Rules

## Introduction

This has been designed to be used as a memory aid after you have watched all our webinars. These are very short and sweet notes which summarise all of the concepts learned in our reading / elementary tajweed course

We hope this will serve as a check list that you can briefly go over to check you have not missed any basic concepts

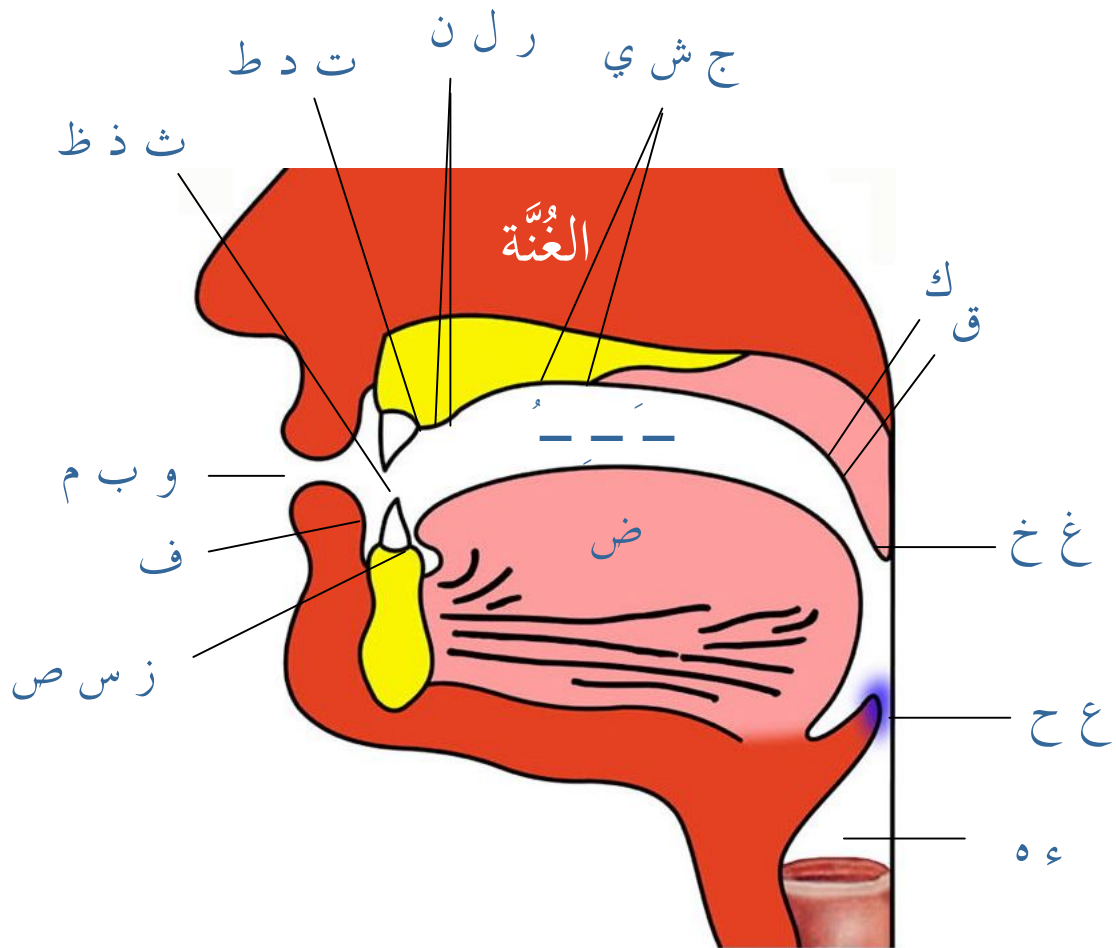
Insha-Allah we pray that you have benefited from our webinars and we would really appreciate it if you could leave a comment in our guestbook on our website at:

<http://www.quranic-arabic-webinars.info>

**Remember** good recitation consists of:

- Following tajweed rules
  - Reciting all lengths correctly
  - Applying Ghunnah
  - Applying Qalqalah
  - Taking care with Tafkheem / Tarqeeq of letters
- Correct pronunciation of each letter
- Recognising symbols
- Correct speed in recitation
- Beautifying your voice
- Reciting fluently
- Following the stop / pause signs

## Overview Of Places Of Articulation Of The Arabic Letters



The throat letters are هـ ع ح غ خ

*Note: These are not accurate positions, please watch the webinars on our website for a complete and detailed explanation of this topic*

Letters Never Pronounced - أَوْى

وَ اللَّهُ	أ
أُولَئِكَ	و
قَالُوا إِنَّ	ا

Pronouncing The Hamza-Tul-Wasl - أ

Silent	وَ اللَّهُ	أ
أ	الَّذِينَ	أَل
ا	أَقْرَأْ	أُ
ا	أَرْجِعِي	أُ
ا	أَدْخُلِي	أُ

Always Heavy With Fathah - تفخيم

ص ض ط ظ خ غ ق or خص ضغط قظ

The Laam Of Allah - الله

Light	بِسْمِ اللَّهِ	اللَّهُ	ـَ
Heavy	هُوَ اللَّهُ	اللَّهُ	ـِ
Heavy	فَضْلُ اللَّهِ	اللَّهُ	ـُ

Tanween Followed By أَسَاكِينِ - أ

شَيْئًا اتَّخَذَ	نِ	أ
يَوْمَئِذٍ الْمَسَاقِ	نِ	أ
أَحَدٌ اللَّهُ	نِ	أ

Note: Drop نِ in tanween and add in a نِ sound

The Echo Letters - قلقة

## قطجدب

<input type="radio"/> فَلَقِ	ق
<input type="radio"/> مُحِيطٌ	ط
<input type="radio"/> حَجٌّ	ج
<input type="radio"/> أَحَدٌ	د
<input type="radio"/> وَقَبَ	ب

ا و ی - 2 Length For Extend

قَالَ

ا

مَلِكٍ

ا

يَقُولُ

و

إِنَّهُ عَلَى

و

قِيلَ

ي

بِهِ نَقَعًا

ي

The 15 Rules For The Letter 'الرَاء'

**Light**

رِجَالٌ رِ  
تُنذِرُ رِ  
○ خَبِيرٌ رِ  
○ ذِكْرٌ رِ

**Heavy**

رَبِحَتْ رُ  
رُؤُلُهُ رُ  
رِ مَرِيْمٌ رِ  
رِ مُرْسَلٌ رِ  
○ نَارٌ ار  
○ ذُكُورٌ ور  
○ يُسْرٌ رِ  
○ فَجْرٌ رِ  
رِ مَنِ ارْتَضَى ار  
ارْجِعُوا ار  
○ مَرِصَادٌ رِ

Followed by  
any heavy  
letter

Extend For Length 2 At End Of Sentence - عوض

حَسَدًا

لَّا

سَجَىٰ

لَىٰ

Extend For Length 2,4,6 At End Of Sentence - عارض

سُلْطَانَ

لَّا

تَعْمَلُونَ

وُ

رَحِيمٍ

ي

Extend For Length 2 Normally And 2+ At End Of Sentence - لين

خَوْفٍ

وُ

ضَيْفٍ

ي



Extend For Length 4 - آوَى

يَتَسَاءَلُونَ	آ
مَالَهُ إِذَا	وَ
قَالُوا إِنَّ	وَ
بِهِ إِنْ	تَ
سَيِّئُ	يَ

*Note: Double length sounds extended due to following 'ء'*

Extend For Length 5-6 (necessary)

الصَّاحَّةُ	آ
وَلَا الضَّالِّينَ	آ

*Note: Double length sounds extended due to following sukoon (and hence also by a letter carrying a shaddah)*

## Hamzas

أ و ي ء لا إ

## Alif Written As Waaw Or Yaa (Alif-Maqsoorah)

و ا

*Note: The waaw with the short alif is sometimes an alif and some times actually a waaw*

## The Complete Merging Of Letters - Same Letter Twice

قَدْ دَخَلَ

يُذَرِّكُمْ

*Note: Continued next page*

## The Complete Merging Of Letters - Same Places of Articulation

‘د’ followed by a ‘ت’

مَهَدْتُ

‘ت’ followed by a ‘د’

أَجِيَّتْ دَعْوَتُكُمْ

‘ت’ followed by a ‘ط’

وَدَّتْ طَائِفَةٌ

‘ذ’ followed by a ‘ظ’

إِذْ ظَلَمْتُمْ

‘ب’ followed by a ‘م’

وَأَرْكَبْ مَعَنَا

‘ل’ followed by a ‘ر’

قُلْ رَبِّ

‘ق’ followed by a ‘ك’

نَجَّلَكُمْ

‘ث’ followed by a ‘ذ’

يَلْهَثُ ذَلِكَ

‘ط’ followed by a ‘ت’

فَرَطْتُمْ

Note: in this case there is no shaddah on the ‘ت’. We do not do the ‘echo’ on the ‘ط’ i.e. we seamlessly join the sound of ‘ط’ to the ‘ت’

مٌ and نٌ - Always Pronounced With A Ghunna

عَمَّ  
انَّ  
مٌ  
نٌ

Stop / Pause Signs

ج

Can stop or continue

صلى

Can stop, better to continue

قلى

Can continue , better to stop

م

Must stop

لا

Must not stop

س

Pause for 1-2 seconds without taken a breath





Make a prostration



Stop at either set of dots but not on both

## The Rules Of Reciting Meem Saakin

لَهُمْ مَا	إِدْغَامِ الْغِنَاءِ	م		
أَمْ بِهِ	إِخْفَاءِ الْغِنَاءِ	ب		
أَلَمْ تَرَ	إِظْهَارِ	Not م or ب		
	إِقْلَابِ	NA		

Followed by

## The Rules Of Reciting Tanween And Noon Saakin

